



Graphia W14

Size	143x120x120mm
Lumen	550lm
LED Type	SMD
Wattage	7.6W
CCT	2700/3000K
Protective class	1
LED Chip lifetime	50.000h
Material	Aluminum
Driver	on/off included
SDCM	<6
CRI	80
Efficacy (lm/w)	72
IP Rating	IP65
Voltage	220-240V
Frequency	50/60Hz
Installation	Ceiling/Wall
Beam angle	240°
Weight(kg)	0.95

Color

Art.No

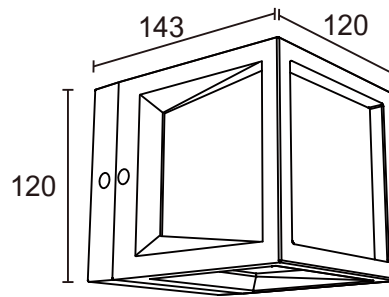


V201001T7B


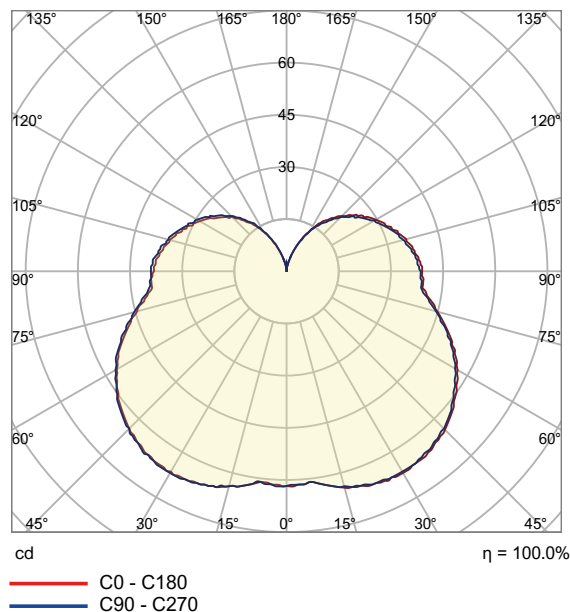
Description

Graphia W14 is applicable for wall and ceiling installation. In addition to its black aluminium housing, Graphia is equipped with opal polycarbonate cover that ensures uniform light distribution of the SMD LED module. With its IP65 protection rating, this fixture is suitable for outdoor use. Thanks to the integrated LED driver, Graphia is ready for direct connection to a 230V power supply. The CCT-switch gives the choice to decide for a light color that fits to the setting and installation at ceilings and walls at balconies, terraces, entrance areas, front doors, garages, hallways, and staircases ensuring long-term use. Graphia is seaside proofed to ensure long-term outdoor use near coasts and perfectly combinable with the wall version and the poles of the Graphia family. Protection class: I, Protection rating: IP65. Voltage: 220-240V AC, Beam angle: 240°, lifespan: 50.000 hours. Article number: V201001T7B.

Technical drawing



Light Distribution



Disclaimer
All technical data as well as weight and dimension specifications are based on standard values and have been carefully prepared. We reserve the right to make technical changes at any time to reflect progress. Product images are for illustrative purposes and may differ from the original. Errors excepted.
As of: 08/04/2025. Orders are subject to our General Terms and Conditions of Sale, available at <https://www.vysnlighting.com/de/pages/agb>